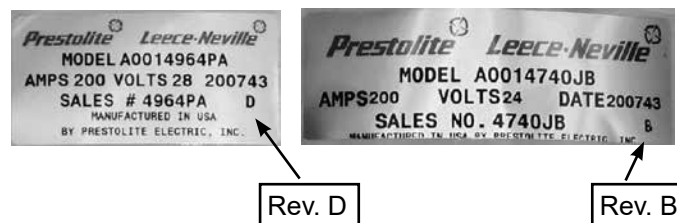


Group:	4000 J180	Notes:
Form:	SP1008	Refer to SP1008 -DWG for major component drawing.
Date:	July 27, 2018	Refer to TSB-3006 for hardware kit breakdown.
File:	Alternator Parts List Section	








*** This indicates the revision letter on the label. If your unit is this revision or later, use this service component.**



In addition to identifying the part number from the part label it is also required that you identify the REV level. It is probable that no REV level is present; if so, utilize the part number only to identify the appropriate part. However, if a REV level is present, choose the applicable part for that REV level which is listed below the part number.

Important: The information contained in this bulletin is intended for use by trained, professional technicians who have the proper tools, equipment, and training to perform the required maintenance described above. This information is NOT intended for 'do-it-yourselfers'; and you should not assume that this information applies to your equipment. If you have any questions regarding this information please visit our website at www.prestolite.com, or contact our technical service department at:








Group:	4000 J180	Notes:
Form:	SP1008	Refer to SP1008 -DWG for major component drawing. Refer to TSB-3006 for hardware kit breakdown.
Date:	July 27, 2018	
File:	Alternator Parts List Section	

Component View	Front Housing Spacer, Bearing, Retainer	Rotor	Rear Housing, Bearing	Stator	Rectifier Negative & Hardware	Brush Box & Gasket
						 Or 
Model	1	2	3	4	5	6*
Sales # 4740JB A0014740JB	A014103469S	A020103486S	A011105052S	A022103489S	A051104799S	A009102829S
Rev. B		A020104829S				
A0014740JB-B	A014105233S	A020104829S	A011105052S	A022103489S	A051104799S	A009102829S
Rev. A						
A0014740JBH	A014103469S	A020103814S	A011105052S	A022103489S	A051104799S	A009102829S
Rev. B		A020104797S				
A0014740JBMH OE# 4021633C91	A014106377S	A020104797S	A012106375S	A022103489S	A051104799S	A009102829S
A0014742JB	A014103469S	A020103486S	A011105052S	A022103489S	A051104799S	A009102767S
Rev. B		A020104829S				
Sales # 4743JB A0014743JB	A014103469S	A020104829S	A011105052S	A022103489S	A051105785S	A009102811S
Sales # 4744JB A0014744JB	A014103469S	A020106263S	A011105052S	A022103489S	A051104799S	A009102767S
Sales # 4817JB A0014817JB	A014103866S	A020104881S	A012105887S	A022102689S	A051105384S	A009105174S
Sales # 4818JB A0014818JB	A014103866S	A020104836S	A012105886S	A022103502S	A051105387S	A009105174S
A0014822JB	A014103866S	A020105294S	A011104996S	A022103502S	A051104337S	A009101711S
A0014833LCH OE# 3813036C91	A014103866S	A020103856S	A011104996S	A022103505S	A051104337S	A009103839S
Rev. C						
Sales # 4833LGH A0014833LGH	A014103866S	A020103856S	A011104996S	A022103505S	A051104337S	A009101711S
Rev. B						
Sales # 4836AAH A0014836AAH	A014103871S	A020103856S	A011104996S	A022103505S	A051104337S	A009102829S
Rev. C						

* See SP1008-DWG for details on items.

Important: The information contained in this bulletin is intended for use by trained, professional technicians who have the proper tools, equipment, and training to perform the required maintenance described above. This information is NOT intended for 'do-it-yourselfers', and you should not assume that this information applies to your equipment. If you have any questions regarding this information please visit our website at www.prestolite.com, or contact our technical service department at:








Group:	4000 J180	Notes:
Form:	SP1008	Refer to SP1008 -DWG for major component drawing.
Date:	July 27, 2018	Refer to TSB-3006 for hardware kit breakdown.
File:	Alternator Parts List Section	

Component View	Front Housing Spacer, Bearing, Retainer	Rotor	Rear Housing, Bearing	Stator	Rectifier Negative & Hardware	Brush Box & Gasket
						 Or 
Model	1	2	3	4	5	6*
Sales # 4836LGH A0014836LGH Rev. B	A014103871S	A020103856S	A011104996S	A022103505S	A051104337S	A009102829S
A0014842LCH OE# 3686231C91	A014103866S	A020103856S	A011104996S	A022103505S	A051104337S	A009103839S
Sales # 4846AAH A0014846AAH Rev. B	A014103871S	A020103856S	A011104996S	A022103505S	A051104337S	A009101711S
Sales # 4860AA A0014860AA Rev. E	A014103866S	A020096898S A020104934S	A011104999S	A022103487S	A051104337S	A009103839S
Sals # 4860JB A0014860JB Rev. K	A014103866S	A020104115S A020104846S	A011104999S	A022103487S	A051104337S	A009097082S
A0014860JBH OE# 3512058C91 Rev. E	A014103866S	A020102968S A020104810S	A011104999S	A022103487S	A051104337S	A009097082S
Sales # 4861JB A0014861JB Rev. J	A014103866S	A020104115S A020104846S	A011104999S	A022103487S	A051104337S	A009097082S
Sales # 4863JB A0014863JB Rev. E	A014103866S	A020104115S A020104846S	A011104999S	A022103487S	A051104337S	A009102829S
A0014863JBH OE# 3568557C91 Rev. B	A014103866S	A020102968S A020104810S	A011104999S	A022103502S	A051104337S	A009102829S

* See SP1008-DWG for details on items.

Important: The information contained in this bulletin is intended for use by trained, professional technicians who have the proper tools, equipment, and training to perform the required maintenance described above. This information is NOT intended for 'do-it-yourselfers', and you should not assume that this information applies to your equipment. If you have any questions regarding this information please visit our website at www.prestolite.com, or contact our technical service department at:








Group:	4000 J180	Notes:
Form:	SP1008	Refer to SP1008 -DWG for major component drawing.
Date:	July 27, 2018	Refer to TSB-3006 for hardware kit breakdown.
File:	Alternator Parts List Section	

Component View	Front Housing Spacer, Bearing, Retainer	Rotor	Rear Housing, Bearing	Stator	Rectifier Negative & Hardware	Brush Box & Gasket
						 Or 
Model	1	2	3	4	5	6*
Sales # 4864JB A0014864JB	A014103866S	A020104117S	A011104999S	A022103502S	A051104337S	A009102829S
Rev. E						
Sales # 4867JB A0014867JB	A014103866S	A020104117S	A011104999S	A022103502S	A051104337S	A009102829S
Rev. E		A020104836S				
A0014867JBH OE# 3579009C91	A014103866S	A020102969S	A011104999S	A022103502S	A051104337S	A009102829S
Rev. C		A020104819S				
Sales # 4867JGH A0014867JGH	A014103866S	A020102969S	A011104999S	A022103502S	A051104337S	A009102829S
Rev. C		A020104819S				
Sales # 4868JGH A0014868JGH	A014103866S	A020102968S	A011104999S	A022103487S	A051104337S	A009102829S
Rev. D		A020104810S				
Sales # 4869JB A0014869JB	A014103866S	A020104836S	A011104999S	A022103502S	A051104337S	A009102829S
Sales # 4870AA A0014870AA	A014103866S	A020101890S	A011104999S	A022103502S	A051104337S	A009103839S
Rev. B		A020104946S				
Sales # 4870JB A0014870JB	A014103866S	A020104117S	A011104999S	A022103502S	A051104337S	A009097082S
Rev. F		A020104836S				
A0014870JBH OE# 3582992C91	A014103866S	A020102969S	A011104999S	A022103502S	A051104337S	A009097082S
Rev. C		A020104819S				
Sales # 4870JGH A0014870JGH	A014103866S	A020102969S	A011104999S	A022103502S	A051104337S	A009097082S
Rev. C		A020104819S				

* See SP1008-DWG for details on items.

Important: The information contained in this bulletin is intended for use by trained, professional technicians who have the proper tools, equipment, and training to perform the required maintenance described above. This information is NOT intended for 'do-it-yourselfers', and you should not assume that this information applies to your equipment. If you have any questions regarding this information please visit our website at www.prestolite.com, or contact our technical service department at:







Group:	4000 J180	Notes:
Form:	SP1008	Refer to SP1008 -DWG for major component drawing.
Date:	July 27, 2018	Refer to TSB-3006 for hardware kit breakdown.
File:	Alternator Parts List Section	

Component View	Front Housing, Spacer, Bearing, Retainer	Rotor	Rear Housing, Bearing	Stator	Rectifier Negative & Hardware	Brush Box & Gasket
						 Or 
Model	1	2	3	4	5	6*
Sales # 4871JB A0014871JB Rev. G	A014103866S	A020104117S A020104836S	A011104999S	A022103502S	A051104337S	A009097082S
Sales # 4872AA A0014872AA Rev. C	A014103866S	A020101890S A020104946S	A011104999S	A022103502S	A051104337S	A009102829S
Sales # 4872JB A0014872JB Rev. E	A014103866S	A020104117S	A011104999S	A022103502S	A051104337S	A009097082S
Sales # 4873JB A0014873JB	A014103866S	A020104836S	A011104999S	A022103502S	A051104337S	A009097082S
Sales # 4874JB A0014874JB Rev. G	A014103866S	A020104117S A020104836S	A011104999S	A022103502S	A051104337S	A009099290S
A0014876JB Rev. H	A014103866S	A020104117S A020104836S	A011104999S	A022103502S	A051104337S	A009097082S
Sales # 4883JB A0014883JB	A014103866S	A020104836S	A011104999S	A022103502S	A051104337S	A009102767S
Sales # 4884JB A0014884JB Rev. K	A014103866S	A020104115S A020104846S	A011104999S	A022103487S	A051104337S	A009099290S
Sales # 4885JB A0014885JB	A014103866S	A020105294S	A011104999S	A022103502S	A051104337S	A009097082S
Sales # 4887JB A0014887JB	A014103866S	A020105294S	A011104999S	A022103502S	A051104337S	A009102829S
Sales # 4890AA A0014890AA Rev. C	A014103866S	A020102833S A020104881S	A011105052S	A022102689S	A051104807S	A009102829S
Sales # 4890JB A0014890JB Rev. F	A014103866S	A020102833S A020104881S	A011105052S	A022102689S	A051104807S	A009102829S
A0014890JBH Rev. B	A014103866S	A020103173S A020104805S	A011105052S	A022102689S	A051104807S	A009102829S

* See SP1008-DWG for details on items.







Important: The information contained in this bulletin is intended for use by trained, professional technicians who have the proper tools, equipment, and training to perform the required maintenance described above. This information is NOT intended for 'do-it-yourselfers', and you should not assume that this information applies to your equipment. If you have any questions regarding this information please visit our website at www.prestolite.com, or contact our technical service department at:

Group:	4000 J180	Notes: Refer to SP1008 -DWG for major component drawing. Refer to TSB-3006 for hardware kit breakdown.
Form:	SP1008	
Date:	July 27, 2018	
File:	Alternator Parts List Section	

Component View	Fan	Regulator or Cover	Rectifier Positive & hardware	Overhaul Kit Bearings, Brushes, Seal & Spacers	Hardware Kit	Pulley
						
Model	7	8	9	10	11	
Sales # 4740JB A0014740JB Rev. B	A041102967S	R240103495S	A051104798S	K183104744S	K212104784S	N/A
A0014740JB-B	A041102967S	A038100265S	A051104798S	K183104745S	K212104784S	N/A
Rev. A						
A0014740JBH	A041102967S	R240103495S	A051104798S	K183104744S	K212104784S	N/A
Rev. B				K183104745S		
A0014740JBMH OE# 4021633C91	A041102967S	R240103495S	A051104798S	K183104745S	K212104784S	N/A
A0014742JB	A041102967S	R240104356S	A051104798S	K183104744S	K212104784S	N/A
Rev. B				K183104745S		
Sales # 4743JB A0014743JB	A041102967S	R240105944S	A051105786S	K183104745S	K212104784S	N/A
Sales # 4744JB A0014744JB	A041102967S	R240104356S	A051104798S	K183104745S	K212104784S	N/A
Sales # 4817JB A0014817JB	A041102967S	R240105833S	A051104806S	K183104745S	K212104784S	N/A
Sales # 4818JB A0014818JB	A041102967S	R240105833S	A051104336S	K183104745S	K212104784S	N/A
A0014822JB	A041102967S	R240105747S	A051104336S	K183104745S	K212104784S	N/A







Important: The information contained in this bulletin is intended for use by trained, professional technicians who have the proper tools, equipment, and training to perform the required maintenance described above. This information is NOT intended for 'do-it-yourselfers', and you should not assume that this information applies to your equipment. If you have any questions regarding this information please visit our website at www.prestolite.com, or contact our technical service department at:

Group:	4000 J180	Notes:
Form:	SP1008	Refer to SP1008 -DWG for major component drawing. Refer to TSB-3006 for hardware kit breakdown.
Date:	July 27, 2018	
File:	Alternator Parts List Section	

Component View	Fan	Regulator or Cover	Rectifier Positive & hardware	Overhaul Kit Bearings, Brushes, Seal & Spacers	Hardware Kit	Pulley
						
Model	7	8	9	10	11	
A0014833LCH OE# 3813036C91 Rev. C	A041102967S	R240105747S	A051104336S	K183104744S K183104745S	K212104784S	N/A
Sales # 4833LGH A0014833LGH Rev. B	A041102967S	R240105747S	A051104336S	K183104744S K183104745S	K212104784S	N/A
Sales # 4836AAH A0014836AAH Rev. C	A041102967S	A038100265S	A051104336S	K183104744S K183104745S	K212104784S	N/A
Sales # 4836LGH A0014836LGH Rev. B	A041102967S	R240105747S	A051104336S	K183104744S K183104745S	K212104784S	N/A
A0014842LCH OE# 3686231C91	A041102967S	R240105747S	A051104336S	K183104745S	K212104784S	N/A
Sales # 4846AAH A0014846AAH Rev. B	A041102967S	A038100265S	A051104336S	K183104744S K183104745S	K212104784S	N/A
Sales # 4860AA A0014860AA Rev. E	A041102967S	A038100265S	A051104336S	K183104744S K183104745S	K212104784S	N/A
Sals # 4860JB A0014860JB Rev. K	A041102967S	R240103725S	A051104336S	K183104744S K183104745S	K212104784S	N/A
A0014860JBH OE# 3512058C91 Rev. E	A041102967S	R240103725S	A051104336S	K183104744S K183104745S	K212104784S	N/A
Sales # 4861JB A0014861JB Rev. J	A041102967S	R240103725S	A051104336S	K183104744S K183104745S	K212104784S	N/A
Sales # 4863JB A0014863JB Rev. E	A041102967S	R240105747S	A051104336S	K183104744S K183104745S	K212104784S	N/A
A0014863JBH OE# 3568557C91 Rev. B	A041102967S	R240105747S	A051104336S	K183104744S K183104745S	K212104784S	N/A







Important: The information contained in this bulletin is intended for use by trained, professional technicians who have the proper tools, equipment, and training to perform the required maintenance described above. This information is NOT intended for 'do-it-yourselfers', and you should not assume that this information applies to your equipment. If you have any questions regarding this information please visit our website at www.prestolite.com, or contact our technical service department at:

Group:	4000 J180	Notes:
Form:	SP1008	Refer to SP1008 -DWG for major component drawing.
Date:	July 27, 2018	Refer to TSB-3006 for hardware kit breakdown.
File:	Alternator Parts List Section	

Component View	Fan	Regulator or Cover	Rectifier Positive & hardware	Overhaul Kit Bearings, Brushes, Seal & Spacers	Hardware Kit	Pulley
						
Model	7	8	9	10	11	
Sales # 4864JB A0014864JB Rev. E	A041102967S	R240105747S	A051104336S	K183104744S K183104745S	K212104784S	N/A
Sales # 4867JB A0014867JB Rev. E	A041102967S	R240105747S	A051104336S	K183104744S K183104745S	K212104784S	N/A
A0014867JBH OE# 3579009C91 Rev. C	A041102967S	R240105747S	A051104336S	K183104744S K183104745S	K212104784S	N/A
Sales # 4867JGH A0014867JGH Rev. C	A041102967S	R240105747S	A051104336S	K183104744S K183104745S	K212104784S	N/A
Sales # 4868JGH A0014868JGH Rev. D	A041102967S	R240105747S	A051104336S	K183104744S K183104745S	K212104784S	N/A
Sales # 4869JB A0014869JB	A041102967S	R240105747S	A051104336S	K183104745S	K212104784S	N/A
Sales # 4870AA A0014870AA Rev. B	A041102967S	A038100265S	A051104336S	K183104744S K183104745S	K212104784S	N/A
Sales # 4870JB A0014870JB Rev. F	A041102967S	R240103725S	A051104336S	K183104744S K183104745S	K212104784S	N/A
A0014870JBH OE# 3582992C91 Rev. C	A041102967S	R240103725S	A051104336S	K183104744S K183104745S	K212104784S	N/A
Sales # 4870JGH A0014870JGH Rev. C	A041102967S	R240103725S	A051104336S	K183104744S K183104745S	K212104784S	






Important: The information contained in this bulletin is intended for use by trained, professional technicians who have the proper tools, equipment, and training to perform the required maintenance described above. This information is NOT intended for 'do-it-yourselfers', and you should not assume that this information applies to your equipment. If you have any questions regarding this information please visit our website at www.prestolite.com, or contact our technical service department at:


Group:	4000 J180	Notes:
Form:	SP1008	Refer to SP1008 -DWG for major component drawing.
Date:	July 27, 2018	Refer to TSB-3006 for hardware kit breakdown.
File:	Alternator Parts List Section	

Component View	Fan	Regulator or Cover	Rectifier Positive & hardware	Overhaul Kit Bearings, Brushes, Seal & Spacers	Hardware Kit	Pulley
						
Model	7	8	9	10	11	
Sales # 4871JB A0014871JB Rev. G	A041102967S	R240103725S	A051104336S	K183104744S K183104745S	K212104784S	N/A
Sales # 4872AA A0014872AA Rev. C	A041102967S	A038100265S	A051104336S	K183104744S K183104745S	K212104784S	N/A
Sales # 4872JB A0014872JB Rev. E	A041102967S	R240103725S	A051104336S	K183104744S K183104745S	K212104784S	N/A
Sales # 4873JB A0014873JB	A041102967S	R240103725S	A051104336S	K183104745S	K212104784S	N/A
Sales # 4874JB A0014874JB Rev. G	A041102967S	R240103726S	A051104336S	K183104744S K183104745S	K212104784S	N/A
A0014876JB Rev. H	A041102967S	R240103725S	A051104336S	K183104744S K183104745S	K212104784S	K176102879S
Sales # 4883JB A0014883JB	A041102967S	R240104104S	A051104336S	K183104745S	K212104784S	N/A
Sles # 4884JB A0014884JB Rev. K	A041102967S	R240103726S	A051104336S	K183104744S K183104745S	K212104784S	N/A
Sales # 4885JB A0014885JB	A041102967S	R240103725S	A051104336S	K183104745S	K212104784S	N/A
Sales # 4887JB A0014887JB	A041102967S	R240105747S	A051104336S	K183104745S	K212104784S	N/A
Sales # 4890AA A0014890AA Rev. C	A041102967S	A038100265S	A051104806S	K183104744S K183104745S	K212104784S	N/A
Sales # 4890JB A0014890JB Rev. F	A041102967S	R240105747S	A051104806S	K183104744S K183104745S	K212104784S	N/A
A0014890JBH Rev. B	A041102967S	R240105747S	A051104806S	K183104744S K183104745S	K212104784S	N/A

Important: The information contained in this bulletin is intended for use by trained, professional technicians who have the proper tools, equipment, and training to perform the required maintenance described above. This information is NOT intended for 'do-it-yourselfers', and you should not assume that this information applies to your equipment. If you have any questions regarding this information please visit our website at www.prestolite.com, or contact our technical service department at:





Group:	4000 J180	Notes: Refer to SP1008 -DWG for major component drawing. Refer to TSB-3006 for hardware kit breakdown.
Form:	SP1008	
Date:	July 27, 2018	
File:	Alternator Parts List Section	


Component View	AC Studs	Positive Stud	Negative Cover Plate	Capacitor Assembly
				 Or 
Model	12	13	14	18
Sales # 4740JB A0014740JB Rev. B	A116101443S	Z115102683S	A038101396S	A031096545S
A0014740JB-B Rev. A	A116101443S	Z115102683S	A038101396S	N/A
A0014740JBH Rev. B	A116101443S	Z115102683S	A038101396S	A031096545S
A0014740JBMH OE# 021633C91	A116101443S	Z115105249S	A038101396S	N/A
Sales # 4743JB A0014743JB	A116101443S	Z115102683S	A038101396S	N/A
A0014742JB Rev. B	A116101443S	Z115102683S	A038101396S	N/A
Sales # 4744JB A0014744JB	A116101443S	Z115102683S	A038101396S	N/A
Sales # 4817JB A0014817JB	A116101443S	Z115105249S	N/A	N/A
Sales # 4818JB A0014818JB	A116101443S	Z115105249S	N/A	N/A
A0014822JB	A116101443S	N/A	A038101396S	N/A

Component View	Brush Kit
	
Model	
All Models	K185104697S

Important: The information contained in this bulletin is intended for use by trained, professional technicians who have the proper tools, equipment, and training to perform the required maintenance described above. This information is NOT intended for 'do-it-yourselfers', and you should not assume that this information applies to your equipment. If you have any questions regarding this information please visit our website at www.prestolite.com, or contact our technical service department at:






Group:	4000 J180	Notes: Refer to SP1008 -DWG for major component drawing. Refer to TSB-3006 for hardware kit breakdown.
Form:	SP1008	
Date:	July 27, 2018	
File:	Alternator Parts List Section	

Component View	AC Studs	Positive Stud	Negative Cover Plate	Capacitor Assembly
				
Model	12	13	14	18
A0014833LCH OE# 3813036C91 Rev. C	A116101443S	Z115102683S	A038101396S	N/A
Sales # 4833LGH A0014833LGH Rev. B	A116101443S	Z115102683S	A038101396S	N/A
Sales # 4836AAH A0014836AAH Rev. C	A116101443S	Z115102683S	A038101396S	N/A
Sales # 4836LGH A0014836LGH Rev. B	A116101443S	Z115102683S	A038101396S	N/A
A0014842LCH OE# 3686231C91 A0014846AAH Rev. B	A116101443S	Z115102683S	A038101396S	N/A
Sales # 4860AA A0014860AA Rev. E	A116101443S	Z115102683S	A038101396S	A031104788S
Sals # 4860JB A0014860JB Rev. K	A116101443S	Z115102683S	A038101396S	A031104788S
Sals # 4860JB A0014860JBH Rev. E	A116101443S	Z115102683S	A038101396S	A031104788S

Component View	Brush Kit
	
Model	
All Models	K185104697S

Important: The information contained in this bulletin is intended for use by trained, professional technicians who have the proper tools, equipment, and training to perform the required maintenance described above. This information is NOT intended for 'do-it-yourselfers', and you should not assume that this information applies to your equipment. If you have any questions regarding this information please visit our website at www.prestolite.com, or contact our technical service department at:





Group:	4000 J180	Notes:
Form:	SP1008	Refer to SP1008 -DWG for major component drawing. Refer to TSB-3006 for hardware kit breakdown.
Date:	July 27, 2018	
File:	Alternator Parts List Section	


Component View	AC Studs	Positive Stud	Negative Cover Plate	Capacitor Assembly
				 Or 
Model	12	13	14	18
Sales # 4861JB A0014861JB	A116101443S	Z115102683S	A038101396S	A031104788S
Rev. J				
Sales # 4863JB A0014863JB	A116101443S	Z115102683S	A038101396S	N/A
Rev. E				
A0014863JBH OE# 3568557C91	A116101443S	Z115102683S	A038101396S	N/A
Rev. B				
Sales # 4864JB A0014864JB	A116101443S	Z115102683S	A038101396S	N/A
Rev. E				
Sales # 4867JB A0014867JB	A116101443S	Z115102683S	A038101396S	N/A
Rev. E				
A0014867JBH OE# 3579009C91	A116101443S	Z115102683S	A038101396S	N/A
Rev. C				
Sales # 4867JGH A0014867JGH	A116101443S	Z115102683S	A038101396S	N/A
Rev. D				
Sales # 4868JGH A0014868JGH	A116101443S	Z115102683S	A038101396S	N/A
Rev. D				
Sales # 4869JB A0014869JB	A116101443S	Z115102683S	A038101396S	N/A
Sales # 4870AA A0014870AA	A116101443S	Z115102683S	A038101396S	A031104788S
Rev. B				
Sales # 4870JB A0014870JB	A116101443S	Z115102683S	A038101396S	A031104788S
Rev. F				
A0014870JBH OE# 3582992C91	A116101443S	Z115102683S	A038101396S	A031104788S
Rev. C				

Component View	Brush Kit
	
Model	
All Models	K185104697S

Important: The information contained in this bulletin is intended for use by trained, professional technicians who have the proper tools, equipment, and training to perform the required maintenance described above. This information is NOT intended for 'do-it-yourselfers', and you should not assume that this information applies to your equipment. If you have any questions regarding this information please visit our website at www.prestolite.com, or contact our technical service department at:

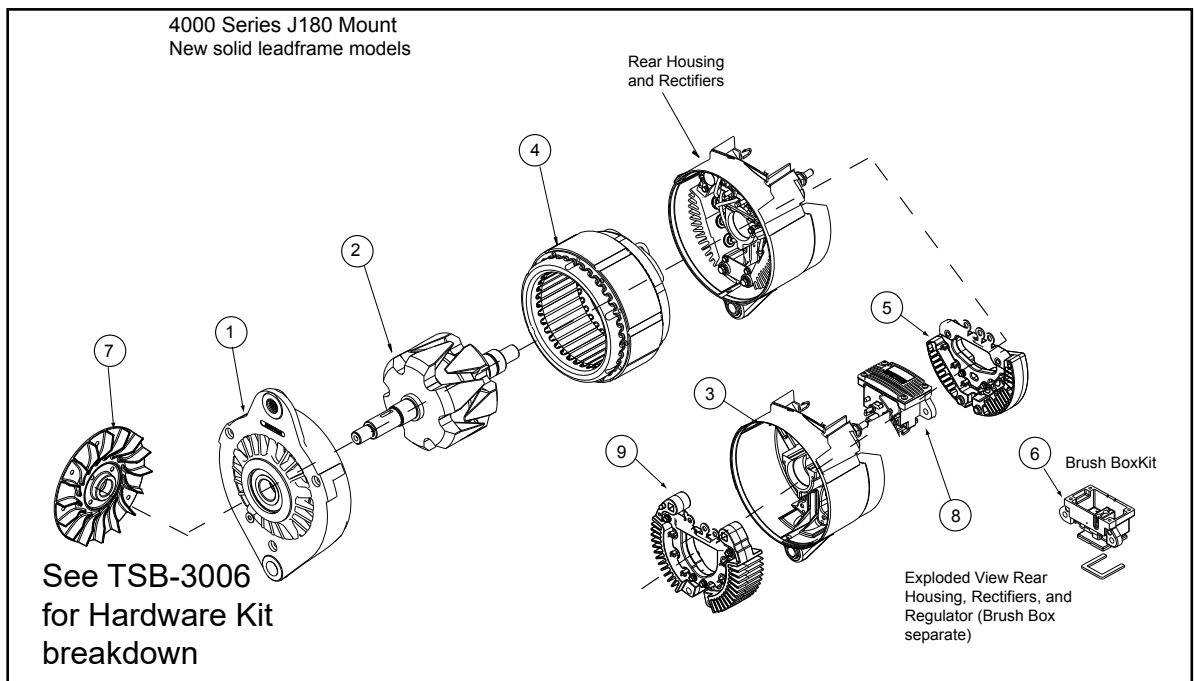
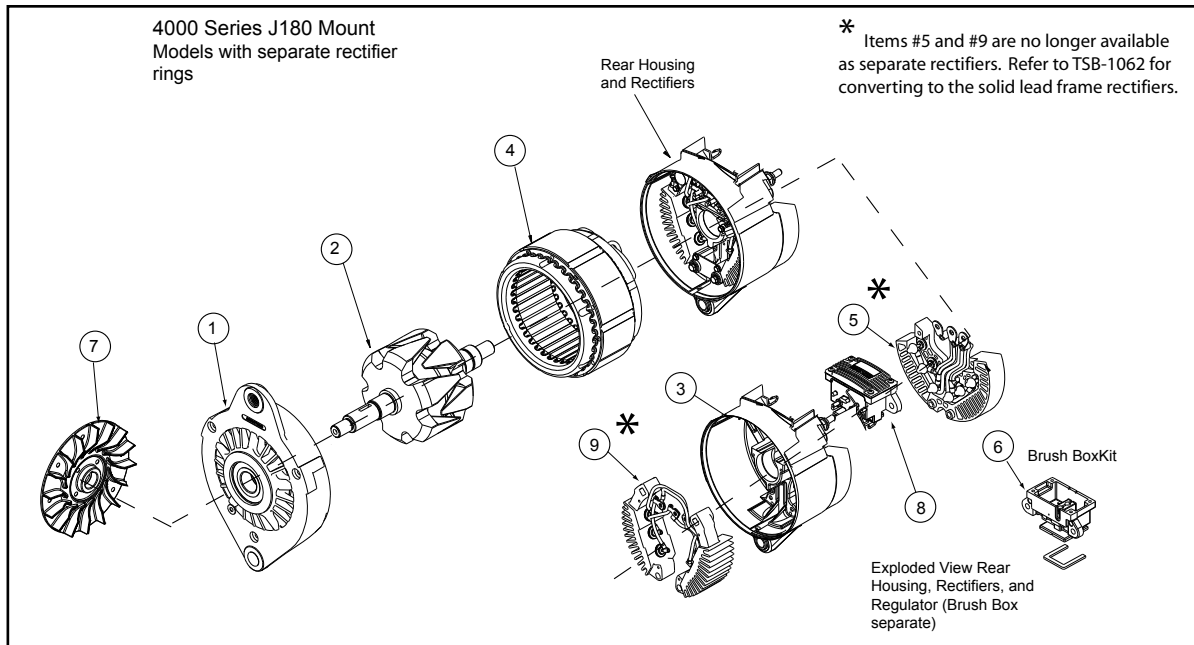
Group:	4000 J180	Notes:
Form:	SP1008	Refer to SP1008 -DWG for major component drawing. Refer to TSB-3006 for hardware kit breakdown.
Date:	July 27, 2018	
File:	Alternator Parts List Section	

Component View	AC Studs	Positive Stud	Negative Cover Plate	Capacitor Assembly
				 Or 
Model	12	13	14	18
Sales # 870JGH A0014870JGH Rev. C	A116101443S	Z115102683S	A038101396S	A031096545S
Sales # 4871JB A0014871JB Rev. G	A116101443S	Z115102683S	A038101396S	A031104788S
Sales # 4872AA A0014872AA Rev. C	A116101443S	Z115102683S	A038101396S	A031096545S
Sales # 4872JB A0014872JB Rev. EE	A116101443S	Z115102683S	A038101396S	A031096545S
Sales # 4873JB A0014873JB	A116101443S	Z115102683S	A038101396S	A031104788S
Sales # 4874JB A0014874JB Rev. G	A116101443S	Z115102683S	A038101396S	A031104788S
A0014876JB Rev. H	A116101443S	Z115102683S	A038101396S	A031104788S
Sales # 4883JB A0014883JB	A116101443S	Z115102683S	A038101396S	N/A
Sales # 4884JB A0014884JB Rev. K	A116101443S	Z115102683S	A038101396S	A031104788S
Sales # 4885JB A0014885JB	N/A	N/A	A038101396S	A031104788S
Sales # 4887JB A0014887JB	N/A	N/A	A038101396S	N/A
Sales # 4890AA A0014890AA Rev. C	A116101443S	Z115102683S	A038101396S	N/A
Sales # 4890AA A0014890JB Rev. F	A116101443S	Z115102683S	A038101396S	N/A
A0014890JBH Rev. B	A116101443S	Z115102683S	A038101396S	N/A

Component View	Brush Kit
	
Model	
All Models	K185104697S

Important: The information contained in this bulletin is intended for use by trained, professional technicians who have the proper tools, equipment, and training to perform the required maintenance described above. This information is NOT intended for 'do-it-yourselfers', and you should not assume that this information applies to your equipment. If you have any questions regarding this information please visit our website at www.prestolite.com, or contact our technical service department at:

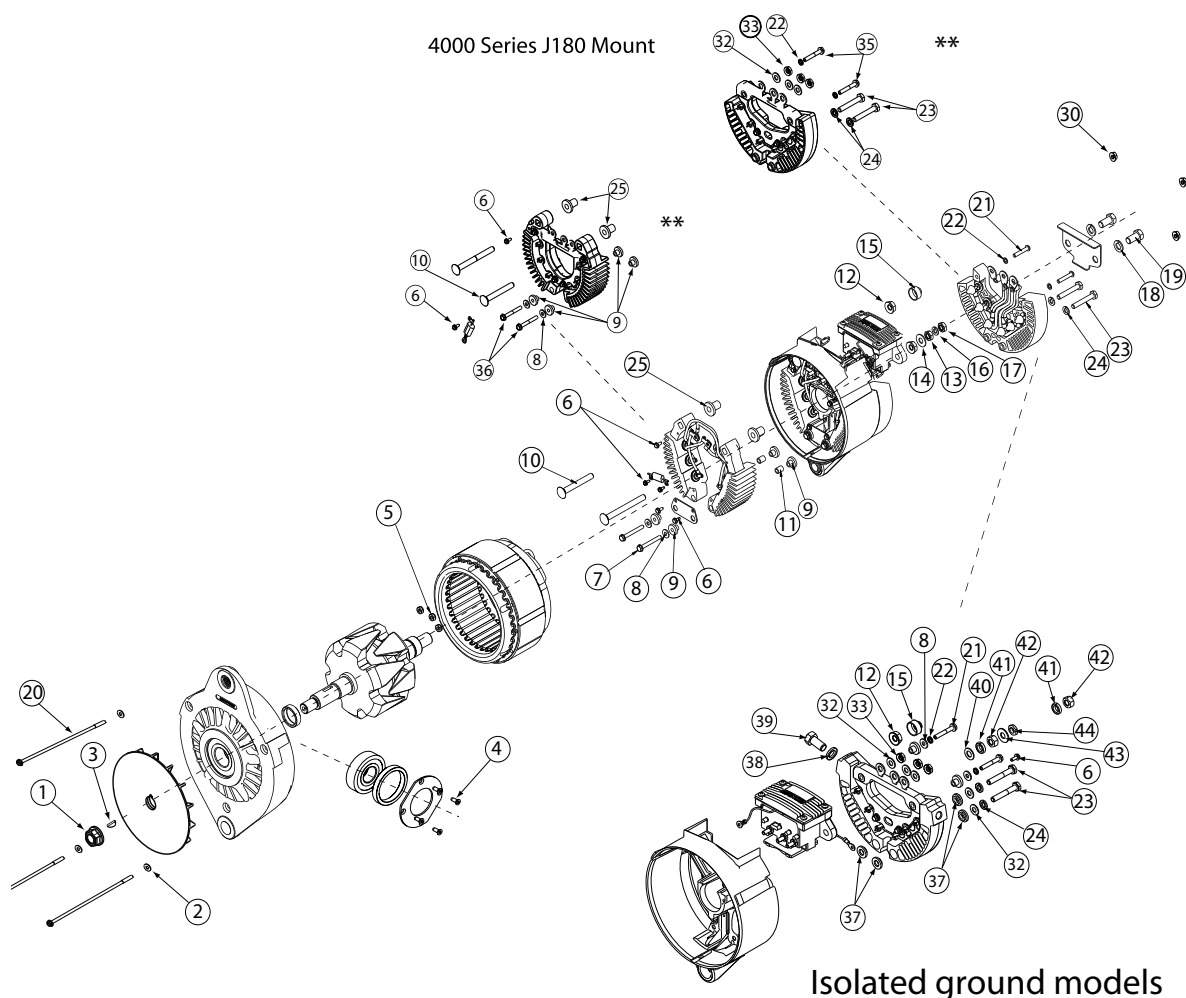
Group:	4000 J180	Notes:
Form:	SP1008-DWG	Refer to SP1008-4000J180 for parts breakdown.
Date:	July 7, 2017	Refer to TSB-3006 for hardware kit breakdown.
File:	Alternator Parts List Section	



Important: The information contained in this bulletin is intended for use by trained, professional technicians who have the proper tools, equipment, and training to perform the required maintenance described above. This information is NOT intended for 'do-it-yourselfers', and you should not assume that this information applies to your equipment. If you have any questions regarding this information please visit our website at www.prestolite.com, or contact our technical service department at:

Source: Leece-Neville Heavy Duty Systems Division - Arcade, NY USA
Date: July 7, 2017
Bulletin No: TSB-3006
Models: 4800 Series J-180 Mount Alternators
Subject: Hardware Kit for 4000 Series J-180 Mount Alternators K2121047845

NOTE: All of these components are part of the hardware kit and not available for individual purchase.



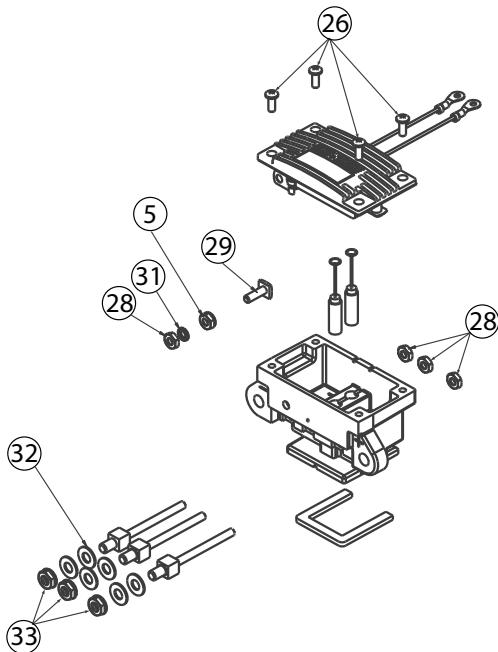
** Rectifier rings available on current production models and service parts.

Important: The information contained in this bulletin is intended for use by trained, professional technicians who have the proper tools, equipment, and training to perform the required maintenance described above. This information is NOT intended for 'do-it-yourselfers'; and you should not assume that this information applies to your equipment. If you have any questions regarding this information please visit our website at www.prestolite.com, or contact our technical service department at:

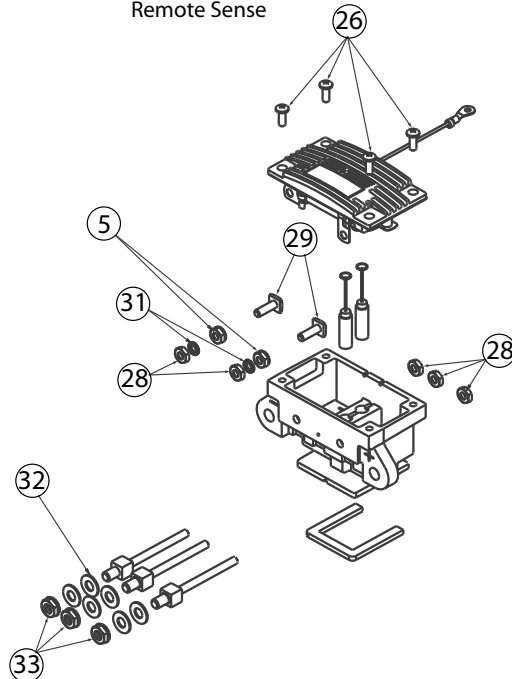
Date: July 7, 2017

Bulletin No: TSB-3006

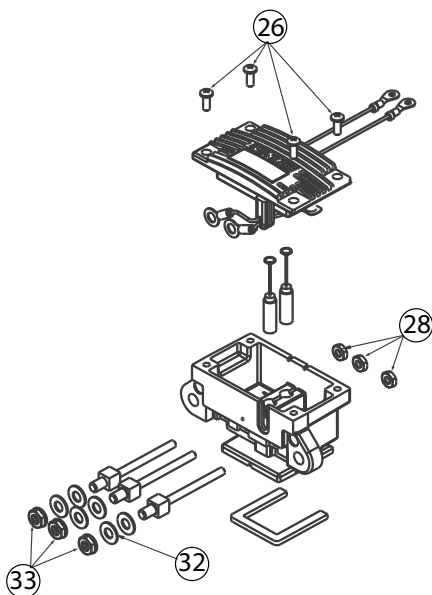
Ignition Excite



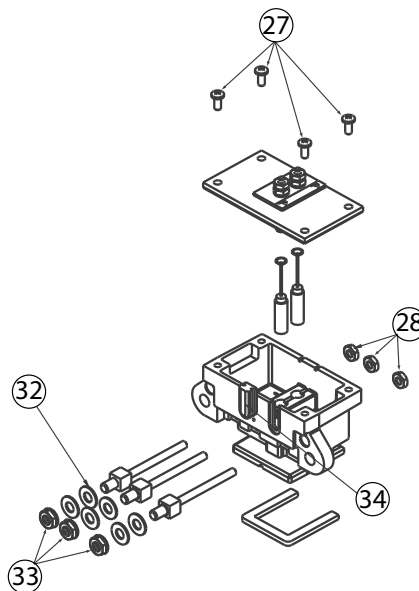
Ignition Excite
Remote Sense



Self Excite



Remote Regulated



Important: The information contained in this bulletin is intended for use by trained, professional technicians who have the proper tools, equipment, and training to perform the required maintenance described above. This information is NOT intended for 'do-it-yourselfers', and you should not assume that this information applies to your equipment. If you have any questions regarding this information please visit our website at www.prestolite.com, or contact our technical service department at:

Date: July 7, 2017

Bulletin No: TSB-3006

Description	Qty.	Key	Where used
NUT, 5/8-18, LOCK	1	1	Fan Nut
WASHER, FLAT#10	3	2	Thru-Bolt flat washer
KEY, WOODRUFF #8	1	3	Shaft key
SCREW, THREAD FORMING	4	4	Front housing retainer plate holding screw
NUT	5	5	Internal stator nuts to AC-taps
SCR TPG 6-32x11/32phw	5	6	Internal Positive Rectifier connector plate screw
#10 HEX/WSHR. Hd. Scr.	2	7	Hex screw for internal Rect. Jumper plate
WASHER FLT.203-.500-.0	4	8	Flat washer on internal rectifier connector plate screws
BUSHING , INS.	4	9	Insulates rectifier ring from rear housing
BOLT 5/16 x 2-1/2"	1	10	Positive post bolt, short side with clear cap, no connect
BUSHING, INSULATION	2	11	Cardboard insulator for internal bolt insulation
NUT, TENZ -5/16-18	2	12	Con. Nut for positive post
NUT,HEX 5/16-18	1	13	External positive post nut, lower
WASHER 5/16"	1	14	External positive post flat washer
STUD COVER	1	15	Used to cover positive post bolt externally that is not used.
WASHER LCK	2	16	External positive post lockwasher
NUT	1	17	External positive post nut, top
LOCKWASHER 3/8"	2	18	Lockwasher used on negative bolts externally
BOLT - 5/16" x 3/4"	2	19	External negative Bolts, holds negative plate
BOLT- 3/8" x 3/4"	2	19	External negative Bolts, holds negative plate
THRU.BOLT #10-32	3	20	Thru-Bolts holds Alternator together
SCREW	2	21	External negative rectifier flat head screws
LOCKWASHER #10	2	22	Used on screws in negative external rectifier
SCREW	2	23	External negative rectifier hold down bolts
LOCKWASHER 1/4"	2	24	Lockwasher on external negative rectifier bolts/ Hold down bolts
BUSHING , INS.	2	25	White internal post insulator
SCREW	4	26	Regulator screws for internal regulator
SCREW	4	27	Regulator screws for regulator plate with external regulator
NUT,STEEL #10-32	5	28	Used on brush box internal nut stator is attached above nuts
SCREW	2	29	Square headed screw used on brush box
NUT, #10-32 FLANGE LOCK	3	30	Thru-Bolt Nut
LOCKWASHER #10	2	31	Used on brush box, IGN term. SYNC term.
WSHR FLT .266-.562-	8	32	Flat washer for brush box AC-Taps
NUT	3	33	Ac Tap Con Nuts
GROMMET - NO HOLE	1	34	Gromet on brush box
Screw #10-32 X 1 1/4"	2	35	Holds negative ring to housing
Screw #10-32 X 1 1/2 "	2	36	Holds positive ring to housing
M10 Lockwasher	1	38	Neg. bolt lockwasher
Screw, M10X20	1	39	Neg. bolt lockwasher
Washer, Flat 5/16	1	40	Pos. stud hardware
Washer, Lock 5/16	2	41	Pos. stud hardware
Nut, M8X1.25	2	42	Pos. stud hardware
Washer, Guard, 5/16	1	43	Pos. stud hardware
Nut, Hex, M8X1.25	1	44	Pos. stud hardware

Important: The information contained in this bulletin is intended for use by trained, professional technicians who have the proper tools, equipment, and training to perform the required maintenance described above. This information is NOT intended for 'do-it-yourselfers', and you should not assume that this information applies to your equipment. If you have any questions regarding this information please visit our website at www.prestolite.com, or contact our technical service department at: